

Name: \_\_\_\_\_

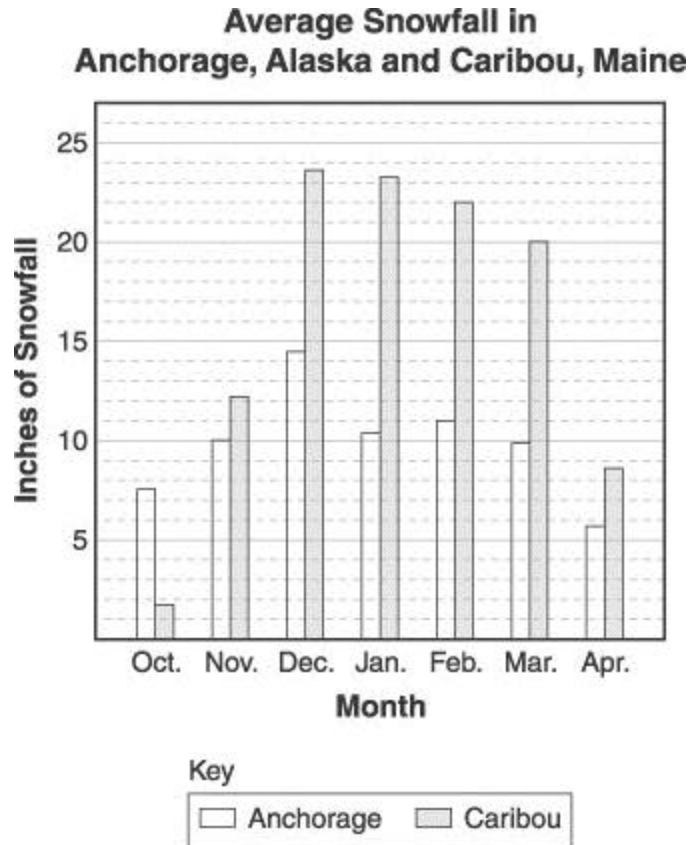
Date: \_\_\_\_\_

---

**FIFTH GRADE-MATH (MA5\_7)**

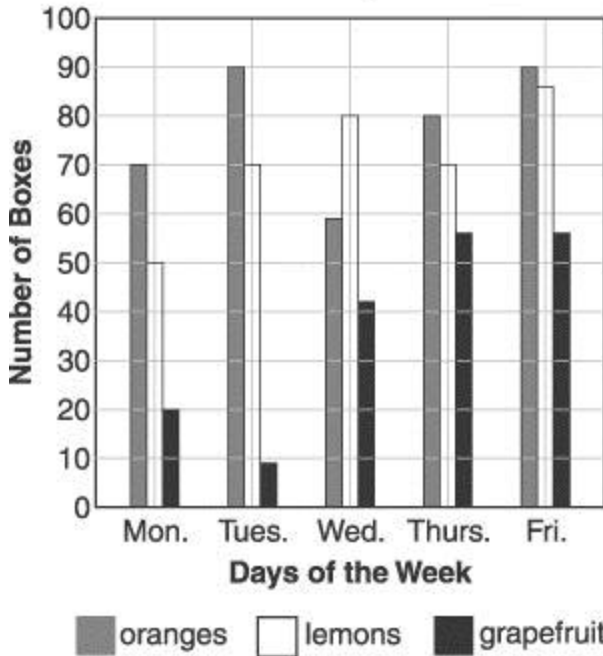
---

1. How much more snow does Caribou get than Anchorage in February?



- A. 11 inches
  - B. 13 inches
  - C. 22 inches
  - D. 55 inches
- 
2.  
*Use the graph below to answer this question.*

**Boxes of Fruit Picked  
at Faraway Farms**



How many boxes of oranges were picked on Thursday?

- A. 55
- B. 70
- C. 80
- D. 90

3. Which flavor would a person be LEAST likely to get from the gumball machine?

Flavor	Number
Cherry	7
Grape	3
Mint	2
Orange	4

- A. cherry
- B. grape
- C. mint
- D. orange

4. There is a box that contains one yellow pencil, two green pencils, three red pencils, and four blue pencils. If you picked one pencil out of the box without looking, which color would most likely be picked?

- A. blue

- B. green
- C. yellow
- D. red

---

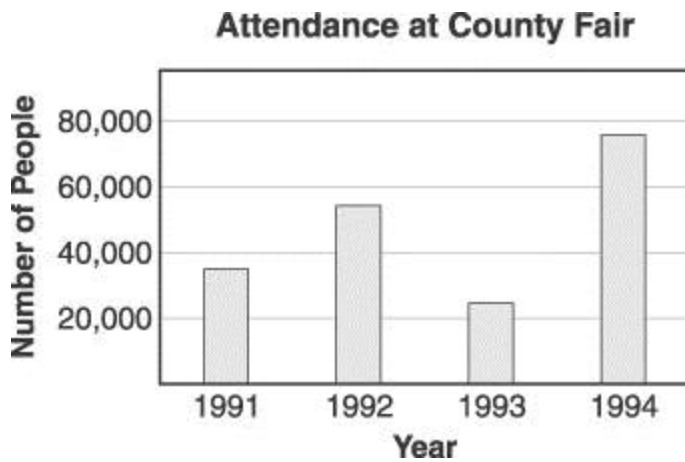
5. Margaret bowled five games. Her scores were 110, 127, 153, 206, and 174. What was her average (mean) score?

- A. 153
- B. 154
- C. 173
- D. 770

---

6.

*Use the graph below to answer this question.*



Which would be the best title for a 1994 newspaper story explaining the graph above?





- A. "County Fair attendance sets new record"
- B. "Fewer people at County Fair than ever before"
- C. "County Fair attendance drops this year"
- D. "Little change in County Fair attendance over four years"

---

7.

*Use the graph below to answer this question.*

### T-Shirts Sold

June	
July	
August	
September	

 = 1,000 T-shirts

According to the graph, how many T-shirts were sold in June and July?

- A. 6,000
- B. 7,000
- C. 13,000
- D. 15,000

---

8. Which is the average number of hours the students study per week as shown in the chart?

### Study Time

Student	Number of Hours per Week
Habib	4
Debbie	10
Jeff	2
Marta	4

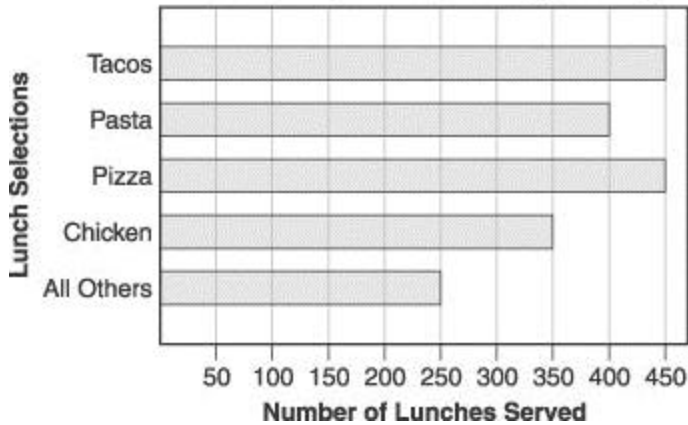
- A. 2
- B. 4
- C. 5
- D. 7

---

9.

*Use the graph below to answer this question.*

**School Lunches Served at Coastal Elementary School During January**



How many school lunches were served at Coastal Elementary School during the month of January?

- A. 1,600
- B. 1,900
- C. 2,700
- D. 3,800

10.

*Use the pictograph below to answer this question.*

**Number of Cans of Soda Sold at School Activities**



Key: = 10 Cans of Soda

At which school activity were the MOST sodas sold?

- A. the baseball game
- B. the school play
- C. the school dance

D. the track meet

---

11. Nadine and Chandra were playing a game against each other. Here are the scores.

	<b>Nadine's Score</b>	<b>Chandra's Score</b>
Game 1	8 points	7 points
Game 2	3 points	6 points
Game 3	7 points	3 points
Game 4	5 points	7 points
<b>Total</b>	<b>23 points</b>	<b>23 points</b>

Which game did Nadine LOSE by the most points?

- A. Game 1
- B. Game 2
- C. Game 3
- D. Game 4

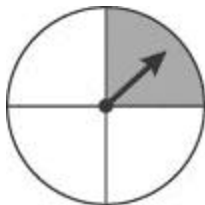
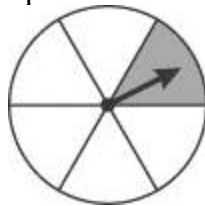
---

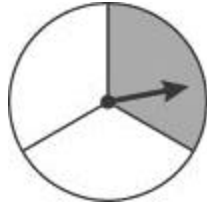
12. Naomi had a mean of 90 on three spelling tests. Which grades could have been hers?

- A. 60, 90, 90
- B. 75, 90, 95
- C. 85, 90, 95
- D. 90, 95, 100

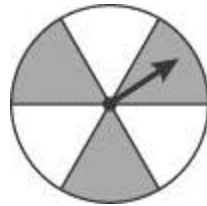
---

13. Which spinner is most likely to stop on a shaded region?



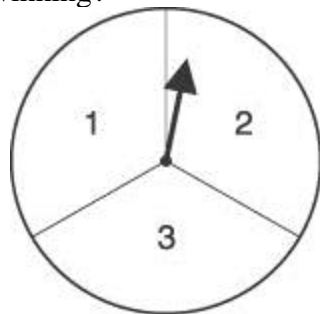


C.

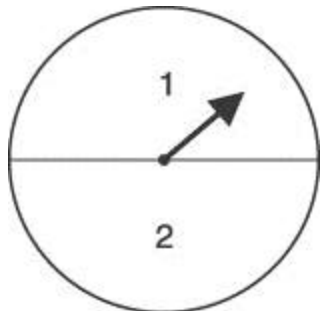


D.

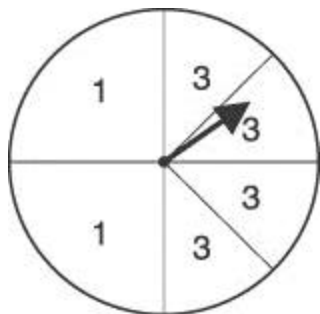
14. There is a game where you win if 3 is spun. Which spinner will give you the best chance of winning?



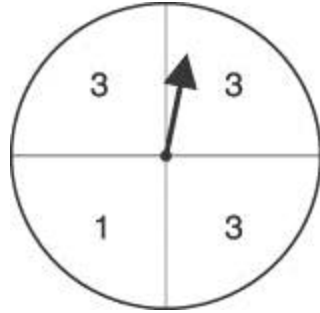
A.



B.



C.

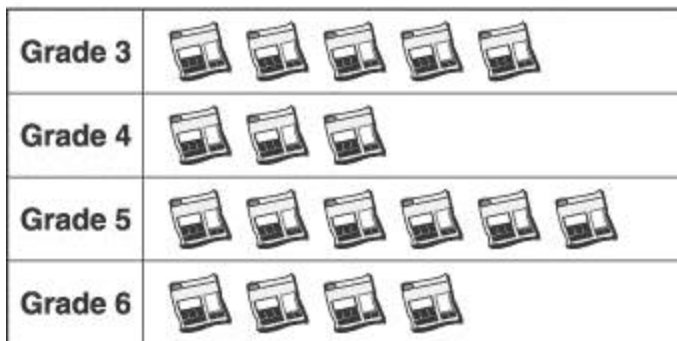



D.

15.

Use the graph below to answer this question.

**Number of Pounds of Newspaper Collected**



 = 100 pounds

The graph above shows how much newspaper was collected in the first three weeks of October. At this rate, which is the best estimate of the amount that the students in Grade 5 will collect by the end of October?

- A. 600 pounds
- B. 900 pounds
- C. 1,200 pounds
- D. 1,800 pounds

Copyright (c) 2002 by The Riverside Publishing Company. All Rights Reserved.

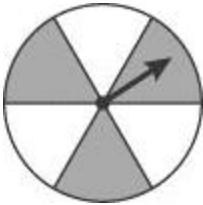
**FIFTH GRADE-MATH(MA5\_7)**

(Answer Key)

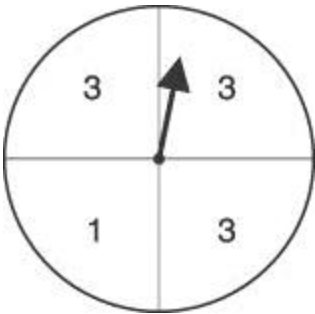
- 1. 11 inches
- 2. 80
- 3. mint

4. blue
5. 154
6. "County Fair attendance sets new record"
7. 13,000
8. 5
9. 1,900
10. the baseball game
11. Game 2
12. 85, 90, 95

13.



14.



15. 900 pounds